

vtech[®]
Baby

Parent's Guide

Tummy Time Discovery Pillow™



91-003368-008 

INTRODUCTION

Thank you for purchasing the **VTech® Tummy Time Discovery Pillow™**. This soft pillow features a friendly giraffe and provides comfortable support for your baby with three ways to play. The crescent-shaped pillow provides support during tummy-time play as your child begins strengthening their neck muscles. It also supports them while they are learning to sit on their own.


Electronic Piano

Light-Up

Animal Buttons

Hippo Mirror

Elephant Rattle



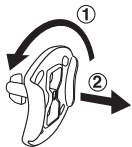
INCLUDED IN THIS PACKAGE

- One Tummy Time Discovery Pillow™
- One electronic piano
- One hippo mirror
- One elephant rattle
- One parent's guide

WARNING: All packing materials, such as tape, plastic sheets, packaging locks, removable tags, cable ties and packaging screws are not part of this toy, and should be discarded for your child's safety.

NOTE: Please keep this parent's guide as it contains important information.

Unlock the packaging locks:




- ① Rotate the packaging locks 90 degrees anticlockwise
- ② Pull out the packaging locks

GETTING STARTED

BATTERY INSTALLATION

1. Make sure the unit is turned **OFF**.
2. Locate the battery cover on the back of the electronic piano. Use a screwdriver to loosen the screw.
3. Install 3 new AAA (AM-4/LR03) batteries following the diagram inside the battery box. (The use of new alkaline batteries is recommended for maximum performance.)
4. Replace the battery cover and tighten the screw to secure.



BATTERY NOTICE

- Use new alkaline batteries for maximum performance.
- Use only batteries of the same or equivalent type as recommended.
- Do not mix different types of batteries: alkaline, standard (carbon-zinc) or rechargeable (Ni-Cd, Ni-MH), or new and used batteries.
- Do not use damaged batteries.
- Insert batteries with the correct polarity.
- Do not short-circuit the battery terminals.
- Remove exhausted batteries from the toy.
- Remove batteries during long periods of non-use.
- Do not dispose of batteries in fire.
- Do not charge non-rechargeable batteries.
- Remove rechargeable batteries from the toy before charging (if removable).
- Rechargeable batteries are only to be charged under adult supervision.




WARNING:

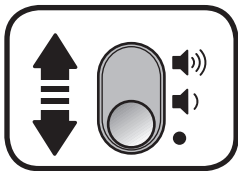
Keep this soft toy out of the sleeping environment for babies under twelve months to avoid suffocation risk.

With the **Tummy Time Discovery Pillow™**, safety comes first. To prevent serious injury or death, never use the pillow in a crib or with a sleeping child. Do not use on elevated surfaces and never leave your child unattended.

PRODUCT FEATURES

1. On/Off/Volume Control Switch

To turn **ON** the **Electronic Piano**, slide the **On/Off/Volume Control Switch** to the **Low Volume** () or **High Volume** () position. You will hear a phrase, song and fun sound. To turn **OFF** the **Electronic Piano**, slide the **On/Off/Volume Control Switch** to the **OFF** () position.



2. Detachable Toys

The **Hippo Mirror**, **Elephant Rattle** and **Electronic Piano** can be removed from the **Tummy Time Discovery Pillow™** for take-along play. Please remove the detachable toys before cleaning the pillow.

3. Automatic Shut Off


To preserve battery life, the **Electronic Piano** will automatically power down after approximately 30 seconds without input. The unit can be turned on again by pressing any button.

NOTE: If the unit powers down while playing, we suggest changing the batteries.

ACTIVITIES

1. Light-Up Animal Buttons

Press the **Light-Up Animal Buttons** to learn about animals, numbers, colours, shapes and hear playful songs. The lights will flash with the sounds.



Song Lyrics

SONG 1

Here we go 'round the mulberry bush,
The mulberry bush,
The mulberry bush,
Here we go 'round the mulberry bush,
Singing with the animals.

SONG 2

Hickory, dickory, dock,
The elephant ran up the clock,
The clock struck one,
The elephant ran down,
Hickory, dickory, dock.

SONG 3

Hickory, dickory, dock,
The monkey ran up the clock,
The clock struck two,
The monkey ran down,
Hickory, dickory, dock.

SONG 4

Hickory, dickory, dock,
The hippo ran up the clock,
The clock struck three,
The hippo ran down,
Hickory, dickory, dock.

MELODY LIST

1. Mary, Mary, Quite Contrary
2. Old King Cole
3. One, Two, Buckle My Shoe
4. Riddle Song
5. London Bridge
6. Pop! Goes the Weasel
7. Good Morning Merry Sunshine
8. A-Tisket, A-Tasket
9. Hey Diddle Diddle
10. Skip to My Lou
11. Polly Put the Kettle On
12. Diddle, Diddle, Dumpling
13. Ring Around the Rosy
14. Did You Ever See a Lassie?
15. One Man Went to Mow

CARE & MAINTENANCE

1. Keep the unit clean by wiping it with a slightly damp cloth.
2. Keep the unit out of direct sunlight and away from any direct heat source.
3. Remove the batteries when the unit will not be in use for an extended period of time.
4. Do not drop the unit on hard surfaces and do not expose the unit to moisture or water.

TROUBLESHOOTING

If for some reason the program/activity stops working or malfunctions, please follow these steps:

1. Please turn the unit **OFF**.
2. Interrupt the power supply by removing the batteries.
3. Let the unit sit for a few minutes, then replace the batteries.
4. Turn the unit **ON**. The unit should now be ready to play again.
5. If the product still does not work, replace with an entire set of new batteries.

If the problem persists, please call our Consumer Services Department at 1-800-521-2010 in the U.S. or 1-877-352-8697 in Canada, or by going to our website at vtechkids.com and filling out our Contact Us form located under the Customer Support link. A service representative will be happy to help you.

Supplier's Declaration of Conformity

Trade Name:	VTech®
Model:	5068
Product name:	Tummy Time Discovery Pillow™
Responsible Party:	VTech Electronics North America, LLC
Address:	1156 W. Shure Drive, Suite 200, Arlington Heights, IL 60004
Website:	vtechkids.com

CONSUMER SERVICES

Creating and developing **VTech®** products is accompanied by a responsibility that we at **VTech®** take very seriously. We make every effort to ensure the accuracy of the information, which forms the value of our products. However, errors sometimes can occur. It is important for you to know that we stand behind our products and encourage you to call our Consumer Services Department with any problems and/or suggestions that you might have. A service representative will be happy to help you.

Australian Customers:

Phone: 1800 862 155

Website: support.vtech.com.au

NZ Customers:

Phone: 0800 400 785

Website: support.vtech.com.au

PRODUCT WARRANTY/ CONSUMER GUARANTEES

Australian Customers:

VTECH ELECTRONICS (AUSTRALIA) PTY LIMITED – CONSUMER GUARANTEES

Under the Australian Consumer Law, a number of consumer guarantees apply to goods and services supplied by VTech Electronics (Australia) Pty Limited. Please refer to vtech.com.au/consumerguarantees for further information.

**Visit our website for more
information about our products,
downloads, resources and more.**

www.vtech.com.au



TM & © 2017 VTech Holdings Limited.
All rights reserved.
Printed in China.
91-003368-008 